

# Sea Turtles Conservation Policy

## 海龟保育政策

We strictly adhere to the conservation and management measures of RFMO about sea turtles, and prohibit our vessels from targeting, retaining, and storing on board any sea turtles and sea turtles products. However where sea turtles were caught in the normal operation of the vessel, they should be released in a manner that results in as little harms to them as possible, the vessel shall also make the related records and report to our company.

我公司严格遵循区域性渔业管理组织的各项海龟养护管理措施，严禁船上捕捞、留存、储存任何海龟及海龟制品。如果在正常作业中发现有误捕海龟的情况，要求船长应立即采取保证其最大生存可能性措施释放，并做好相应记录及时上报公司。

To better protect sea turtles and to minimize the catch of non-target species like sea turtle, our company and vessel(s):

为更好地实施海龟保护措施及尽可能减少作业过程中海龟误捕情况，我公司及船只：

1. Use only large circle hooks;  
仅使用宽的圆形钓钩；
2. Use fish (e.g., mackerel/opelu/saba/sanma), rather than squid, for bait;  
使用鱼（例如鲐鱼/圆鲹/鲭鱼/秋刀鱼）作钓饵，不要用乌贼作钓饵；
3. Set hooks deeper than turtle-abundant depths (40 – 100 m): Make the branch lines next to buoys longer, as those lines are effectively the shallowest set hooks. Leave a longer gap on each side of the buoy line before adding branch lines. Increase the length of buoy lines rather than having short buoy lines and longer branch lines;  
下钩深度超过海龟聚集的深度（40 – 100 米）：加长浮子附近支绳，因为这些支绳是深度最浅的钩子。浮绳两侧都留出较长的间隔再添支绳。加长浮绳，而不是使用短浮绳并加长支绳。
4. Use whole finfish bait;  
使用整条鱼饵；
5. Use the dehooker on each vessel;  
每艘船携带并使用脱钩器；
6. To promptly release unharmed, to the extent practicable, all sea turtles if they were caught in the normal operation of the vessel;  
如在正常作业过程中发生误捕任何海龟品种，需立即放生；

7. Use the best efforts by crews to release alive turtle species through implementation of best handling techniques to improve survival after release;  
船员掌握正确释放海龟方法，尽最大可能提高海龟放生后的存活率
8. To records the discard of the all sea turtles in the fishing logbook, including the date, location (latitude, longitude), species identification, size, capture and release condition (e.g., live /dead), etc.  
记录误捕和释放。记录内容包括：1.钓获海龟的位置（经纬度）、时间、海龟种类、大小、释放时状态死/活 等。
9. Does not retain any sea turtles and sea turtles product on a fishing vessel.  
不留存任何海龟及海龟制品在船。

### DEHOOKING OR UNTANGLING A TURTLE 误捕海龟安全释放指南


一般渔船在生产作业中会出现海龟被支线缠绕或被鱼钩钩住这两种情况：

一、 如果被支线缠绕的话那只需要剪断缠绕在海龟身上的支线就可以，海龟较小的话也可以考虑将海龟拿到甲板上，去除缠绕的支线后再放回水中。

二、 如果被鱼钩钩住的话，首先要观察钓钩钩入海龟体内的程度，如果倒钩没有刺穿鱼体，可以使用海龟脱钩器，不用将海龟拿到甲板上（稍后会现场演示海龟脱钩器的使用方法）。

如果鱼钩上的倒钩已经刺穿鱼体，则要观察海龟的大小：


1. 如果海龟太大而不能拿到甲板上，则尽可能贴近钓钩剪断支线（如图 1）。



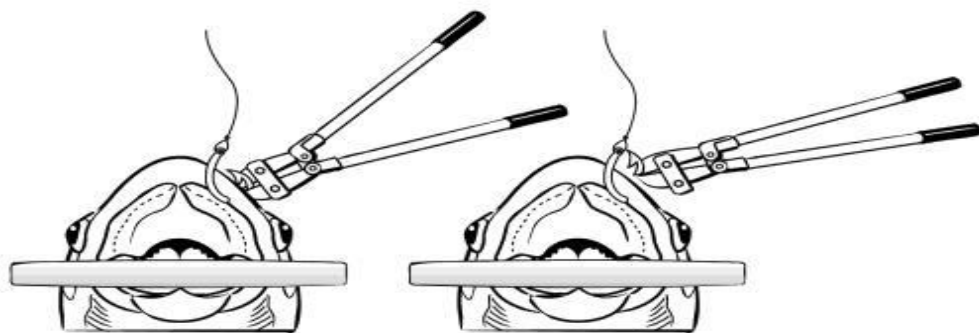
如图 1

2. 如果海龟比较小，则用抄网将海龟拿到甲板上（如图 2），注意不要对海龟做进一步的伤害，将海龟拿到甲板上后，首先在海龟口中放一块木板，，这样海龟不能咬，然后用断钩钳切断鱼钩

上的倒钩（如图 3），这样就可以很容易的取出钓钩。最后将海龟小心地放回水中（如图 4）。



如图 2



如图 3




如图 4


## 海龟脱钩器使用方法 Method of Dehooker Use

### 以左手抓住钩子绳，右手持脱钩器

Hold the leader with your left hand,dehooking device in your right hand





1. 去钩器垂直置于钩子绳上，确认环形末端开口向上。  
1.Place the dehooker perpendicular to the leader, making sure the open end of the pigtail is facing up.



2&3. 朝自己收回去钩器，如同弓和箭一样，直到其套入钩子绳。

2&3.Draw the dehooker back towards you like a bow and arrow until you engage the line.



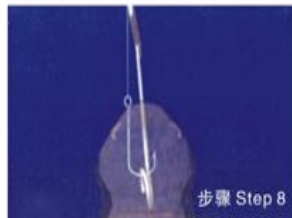
4. 顺时针旋转去钩器1/4圈，使钩子绳进入环形中心。

4.Rotate dehooker 1/4 turn clockwise.This puts the leader in the center of the curl.



5-7. 沿着钩子绳向下移动，直到触及鱼钩底部。

5-7.Follow the leader down until it engages the shank of the hook.



Company Name: PING TAI RONG OCEAN FISHERY GROUP CO.,LTD

公司名称: 平太莱远洋渔业集团有限公司

June 30th,2018

2018 年 6 月 30 日

Updated on Sep 16th,2022

2022 年 9 月 16 日更新